

1

2

3

4

D

D

C

C

B

B

A

A

MANUAL RELIEF VALVE
CAFS CONTROL VALVE
100 FT. HOSE REEL
 $\frac{1}{2}$ " CHECK VALVE
FILL VALVE
FILL FUNNEL

FIG 1: TOP

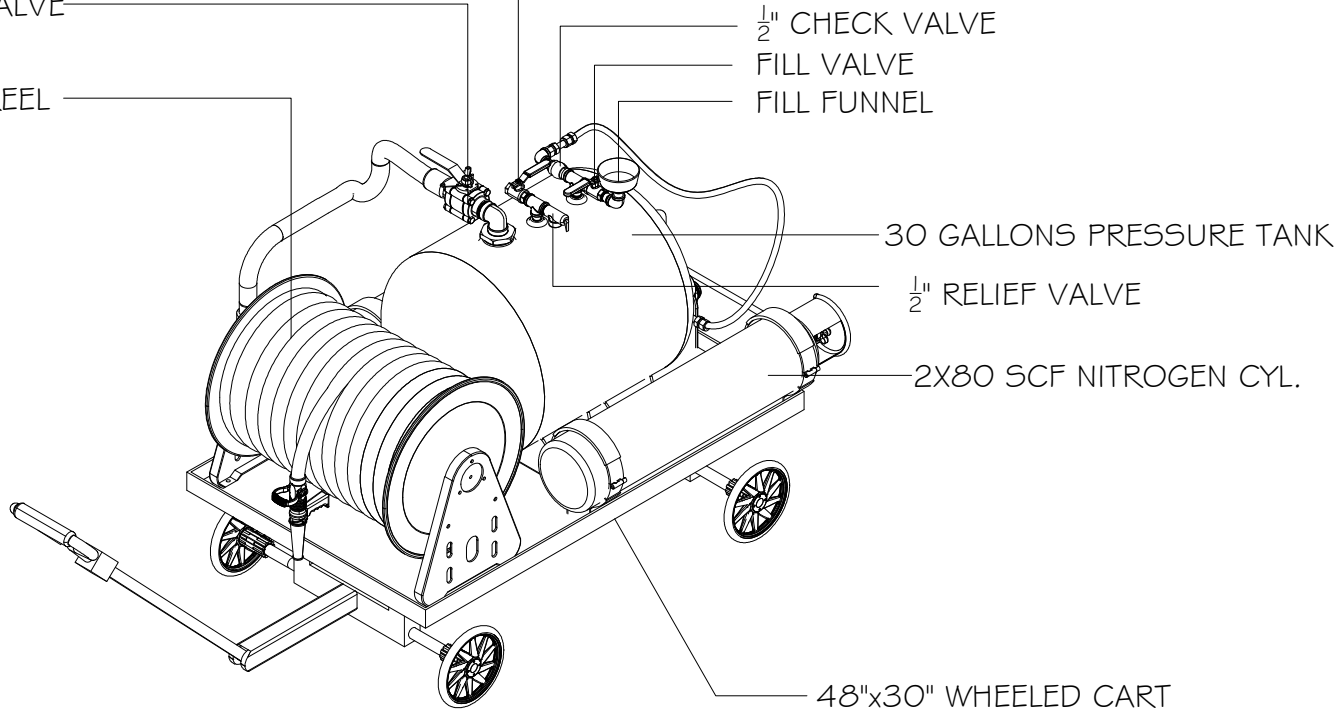
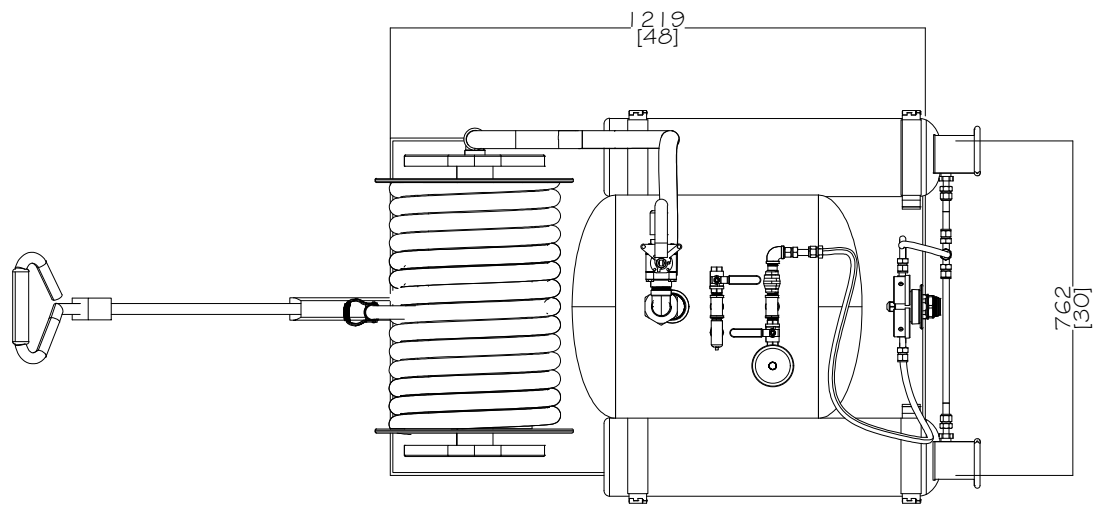


FIG 5: AXONOMETRIC

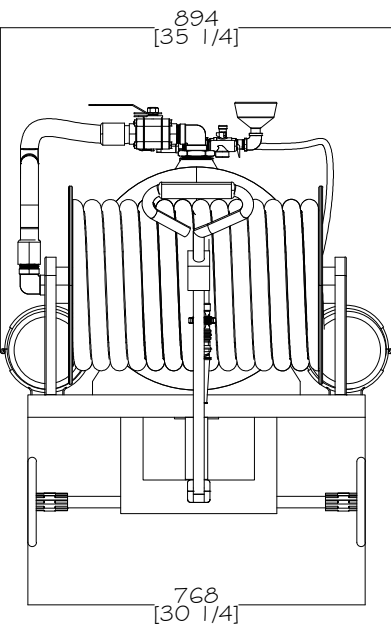


FIG 3: LEFT

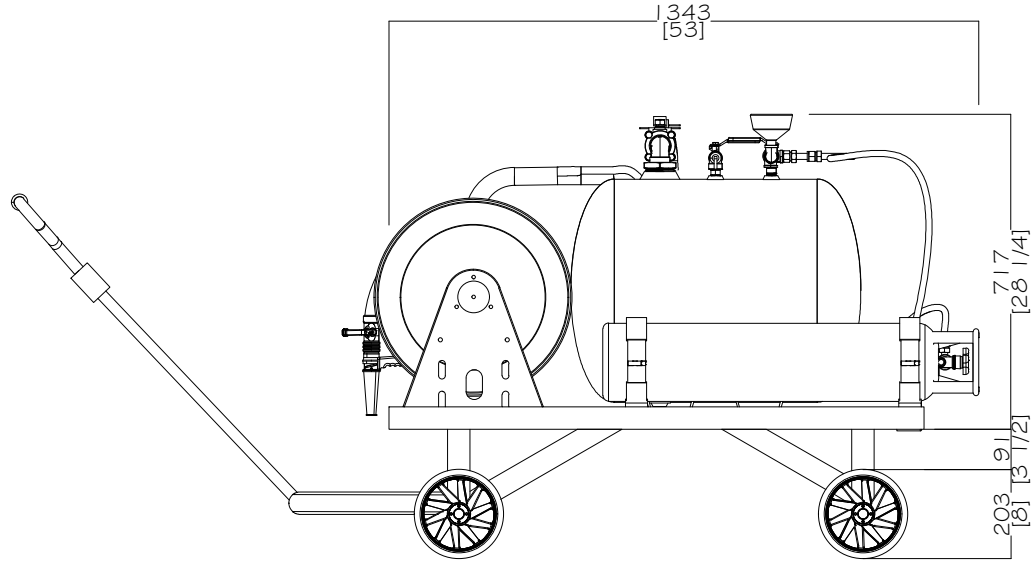


FIG 2: FRONT

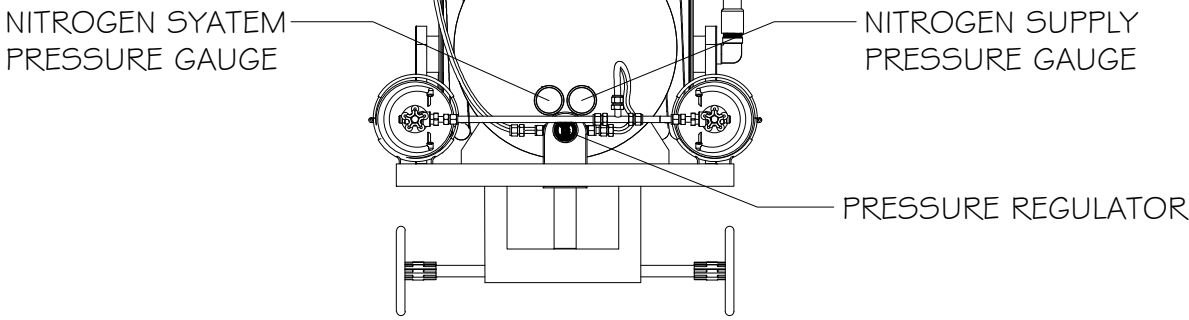


FIG 4: RIGHT

APPROX.	WEIGHT
FULL	258 KG 567 LBS
EMPTY	145 KG 318 LBS

NOTICE: This detailed comprehensive drawing has been made as a record for your files and is the sole and exclusive property of ACAF SYSTEMS Inc., having been made to a design conceived at said Co. and is not to be reproduced, nor any part or portion thereof, nor any information obtained there from, to be made use of or disclosed in any manner whatsoever.

UNLESS OTHERWISE SPECIFIED ALL DIMENSIONS ARE IN INCHES.
FRACTIONAL $\pm 1/32"$ (± 0.8 mm)
2 DECIMAL PLACES $\pm 0.01"$ (± 0.3 mm)
3 DECIMAL PLACES $\pm 0.005"$ (± 0.13 mm)
4 DECIMAL PLACES $\pm 0.0005"$ (± 0.013 mm)
ANGLE ± 30 MIN.
UNLESS OTHERWISE SPECIFIED ALL MACHINED SURFACES TO BE 63 $\sqrt{\text{RMS}}$ OR BETTER.
REMOVE ALL UNNECESSARY SHARP EDGES.



ACAF SYSTEMS, Inc.
4 GRAFTON STREET, COVENTRY RI, 02816
Tel. (401)828-9787 Fax. (401)828-9788

DRAWN BY LER	DATE 05/23/2022	DESIGNED BY DBM	DATE 05/23/2022
CHK. --	DATE --	REVISION DATE	

TITLE:
WHEELED BOSS 30

SCALE: NTS	DRAWING NO.: KD4083	C.A.D. REV. 0
SHEET: 1 OF 1		

1

2

3

4